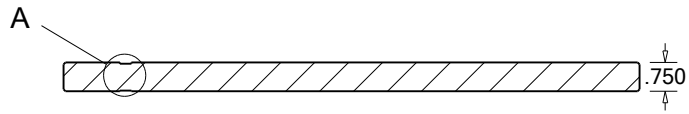




Detail A



Section A-A

This main support shaft has a flat of .031 deep and a clearance groove of .018 deep. This will allow the locking screws a good grip on the shaft without making a burr that would make the shaft difficult to remove. Groove is .301 wide. See Detail A



Tap_Drill_Stand
VerticalSupportRod
03/08/2024   JR