



ECN Electrical Forum

Discussion Forums for Electricians, Inspectors and Related Professionals

> [Electrical Chat](#) > [Electrical Classifieds](#) > [Electrical Photos](#) > [Online Store](#)



[ECN Homepage](#) » [Forums](#) » [Technical Discussion](#) » [Technical Reference Area](#) » 6 and 9 Phase Transformer Schematics

You are not logged in. [[Log In](#)]

[Register User](#) [Forum List](#) [Calendar](#) [Active Topics](#) ▼ [Search](#) ▼ [FAQ](#)

Live Chat



Live Electrical Chat
>> [Enter/Register](#)

in Chatroom

Recent Posts

[Taped Service Entrance Wire](#)

by gfretwell
06/20/12 01:51 AM

[Two Safety Recall notices posted](#)

by sparkyinak
06/19/12 06:31 PM

[two recalls - Thomas \(Phillips\) & Bel Air Lights](#)

by sparkyinak
06/19/12 06:13 PM

[Rotary Phase Converter for elevator](#)

by Texas_Ranger
06/19/12 12:48 PM

[Fire source!](#)
by sparkyinak
06/19/12 02:39 AM

New in the Gallery:



Shout Box

Topic Options ▼ Rate This Topic ▼

6 and 9 Phase Transformer Schematics

#148669 - 02/24/02 04:28 AM

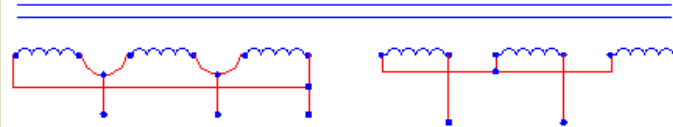
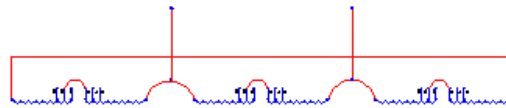
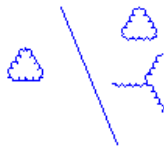
Scott35

Broom Pusher and Member



Registered: 10/19/00
Posts: 2563
Loc: Anaheim, CA, USA

These Schematics have been brought over from the "Theory Area" for your convenience.



6 Phase Transformer Schematic.
Related Text From Original Post

Topic: 6 phase schematic - 4th in the series
Scott35
Moderator
posted 05-11-2001 03:25 AM

This schematic is what that 6 phase rectifier transformer would be connected as. The transformer in question is one of those pictures I posted to this forum, showing the neat cores!!

Apply this schematic to the picture of the black core setup - which has the X and Y secondaries.

Scott SET

gilmore is a Locomotive Classification. P42 DC, Manufactured by General Electric; Part of the "Genesis Series 1" Locomotives which Amtrak uses for Long Distance Passenger Service.

- HotLine1: OK, that clears up a lot! 54
- HotLine1: Thanks Scott!! 48
- HotLine1: Leland: Nice to see you here 13
- HotLine1: Any time John! 12

Classified Ads:

- [Electrician's Informational CD](#)
- [Blackburn ADR-99-34](#)
- [Westinghouse FB3070](#)

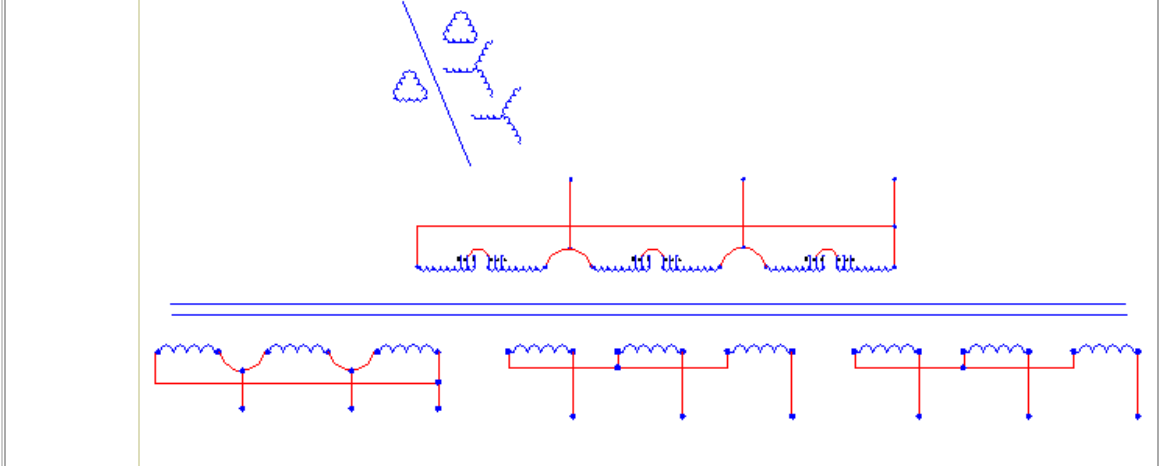


Electrical-Classifieds.com

Who's Online

0 registered (), 81 Guests and 5 Spiders online.

Key: Admin, Global Mod, Mod



9 Phase Transformer Schematic.

Related Text From Original Post

Topic: 9 phase schematic - 5th in the series
Scott35
Moderator
posted 05-11-2001 03:28 AM

This schematic is for the 9 phase rectifier transformer, shown on recently posted picture.

[Top](#)

This one has 1 delta 3 wire secondary [X1, X2, X3], plus two Wye 3 wire secondaries [Y1, Y2, Y3 and Z1, Z2, Z3].

Moderator: C-H, [Scott35](#), [ELECTURE](#), [frenchelectrigan](#), [gfretwell](#), [HotLine1](#), [LK](#), [Scott35](#), [Trumpy](#) Hop to:

[Board Rules](#) · [Mark all read](#)

· [ECN Homepage](#) · [Top](#)

Scott " 35 " Thompson
Just Say NO To Green Eggs And Ham!

ECN Electrical Forums - sponsored by Electrical Contractors Network - Electrical and Code Related Discussion for Electrical Contractors, Electricians, Inspectors, Instructors, Engineers and other related Professionals

Generated in 0.053 seconds in which 0.030 seconds were spent on a total of 15 queries. Zlib compression disabled.

Powered by [UBB.threads™ 7.5.6p2](#)